


RISING : MELBOURNE
01 — 16 JUNE 2024



Going to RISING
festival


What to bring?



Headphones



Ticket



Small bag



Phone



Water

Public Transport

I can travel to RISING at Melbourne Town Hall by Public Transport. If I travel by Tram, I can get off at one of these stops:

City Square/Swanston Street

Melbourne Town Hall/Collins Street



Train

If I travel by Train, I will get off at Flinders Street Station and move up Swanston Street to Melbourne Town Hall.



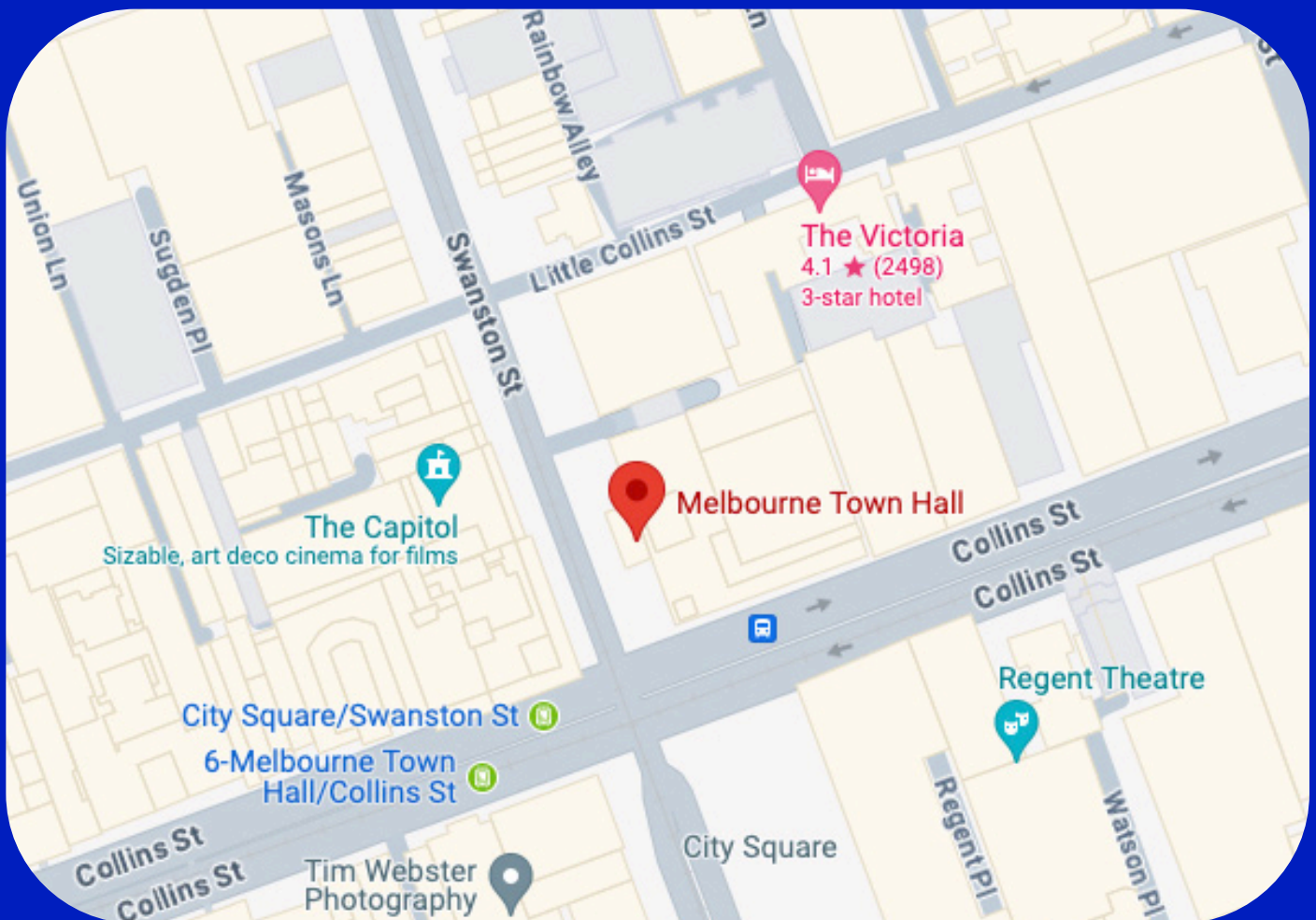
Flinders Station



Melbourne Town Hall

No parking

There is no parking at Melbourne Town Hall. If I want to travel by Taxi or Uber I can be dropped off Collins Street or Little Collins Street.



Tickets

I have accessed my digital ticket from the link in my email. I can have my ticket link resent to me at www.rising.melbourne/digital-tickets



PRESENTED WITH ILBIJERRI THEATRE COMPANY
BIG NAME, NO BLANKETS
BY ANDREA JAMES WITH ANYUPA BUTCHER AND SAMMY
TJAPANANGKA BUTCHER
FRI 31 MAY 7PM
MELBOURNE TOWN HALL

ENTER VIA SWANSTON ST



ORDER:
COMPLIMENTARY
SEATBANK

1/1

Town Hall arrival



When I arrive at Melbourne Town Hall, there might be crowds of people.



There may also be some loud noises and vibrations from trams.

Security



There will be security guards at the entry. They might want to look in my bags.



I can't bring alcohol or food into Melbourne Town Hall.

Entry



I can enter Melbourne Town Hall by using the stairs. Or I can use the ramp if I have accessibility requirements. The ramp is on the left side of the stairs and will take me into the Lower Town Hall.



Ticket Scan

I will show my ticket to the staff to be scanned when I get to the top of the stairs or the bottom of the ramp.



Ramp Entry

If I use the ramp entry, I will take the lift to Level 1 to enter the main hall.



Stairs



If I use the stairs, they will take me to level 1.

Merchandise



If I want to buy merchandise, there is a desk on Level 1 to the left of the doors to the main hall. I will need my bank card.



Crowd of people



There might be a crowd of people entering the main hall at the same time as me.

Finding my seat

If I am going to any of these shows, I will have a seat row and number. RISING staff will help me find my seat.


- Big Name, No Blankets
- Hear My Eyes: Hellraiser



Stand anywhere

If I am going to any of these shows, I can stand anywhere I like:

- Eclipse
- Day Tripper
- Moktar: Town Hall Takeover



Loud event

The event might be loud and there might be lots of people. I might see people singing and dancing.



Bathroom

If I need to use the bathroom, I can exit the Main Hall, cross the black and white floor and turn right.



There are gender neutral bathrooms, with cubicles and urinals.



Accessible bathroom

If I need an accessible, or another gender neutral bathroom, I can take the elevator to Level 1 and turn right when I exit the elevator.



Buying drinks

If I want to buy drinks, I can get one from two different bars in the main hall. I can also go downstairs to Lower Town Hall where there is another bar. I will need my bank card.



Sensory Space

If I need a break and want some quiet time, I can visit the Sensory Space on Level 2.



Sensory Space



I can take the stairs or the elevator to Level 2.



Sensory Space

A security guard will let me into a hallway that I can follow to the Sensory Space.



Sensory Space

Inside the Sensory Space, I can find bean bags, fidget tools, eye masks, earmuffs, earplugs, weighted blankets and chairs. I can ask the staff for help if I need it.




Sensory Space

I will be able to hear some noise from outside and inside Melbourne Town Hall in the Sensory Space. If this is too loud for me, I can put on the earmuffs provided or use my own headphones that I brought from home.



Sensory Space

I can use my other sensory items in the room if I want to.



Main Hall

I can go back to the Main Hall when I feel ready. I can also watch from the balcony after 4pm.



When the event is over

When the event is over, or when I am ready to leave, I can exit Melbourne Town Hall the same way I came in.



I can exit on Level 1 down the stairs, or I can go to Ground Level to exit using the ramp.



Pass outs

I can leave Melbourne Town Hall at any time to visit other Day Tripper venues. If I want to come back into Melbourne Town Hall, I may have to wait or go somewhere else until it is less busy. RISING staff will tell me if I need to wait or go somewhere else.

I can watch music documentaries inside the Capitol Theatre, across the road from the Town Hall. I can come inside the cinema at any time, and leave at any time. Sometimes it may be busy.



Food and Drinks

I can visit the Night Trade precinct inside the Capitol Arcade, across the road from the Town Hall. Night Trade has food I can buy. I can look at a map to see where restaurants are located. I will need my bank card.



Exiting

There might be lots of people leaving at the same time as me. I can use my head phones or ear plugs as I am leaving.



More information

For other accessibility information, please visit our Access webpage or Access Services 2024 webpage on the website.

You can also contact us at access@rising.melbourne

or

[03 9662 4242](tel:0396624242)